

EXCAVATOR



SY95C

STANDARD FEATURES

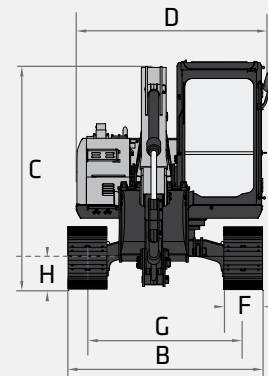
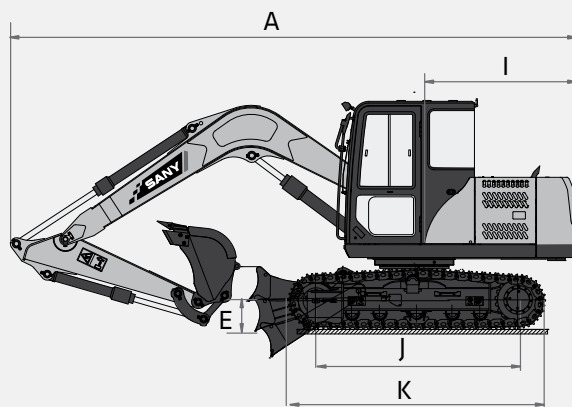
- ➔ Fixed boom functionality and Conventional tail swing
- ➔ 1-way and 2-way primary auxiliary circuit
- ➔ Quick coupler plumbing to end of stick
- ➔ No DEF Required
- ➔ Powerful Yanmar engine

66.4 hp
Net Power

14' 2"
Dig Depth

20,238 lbs
Operating Weight

14,298 lbf
Bucket Breakout



TECHNICAL SPECIFICATIONS

TECHNICAL SPECIFICATIONS

Operating Weight	20,238 lbs	9 180 kg
Ground Pressure	5.4 psi	37 kPa
Engine	Yanmar 4TN98CT	
Displacement	201.4 in ³	3.3 L
Gross Power	72.0 HP	53.7 kW
Net Power	66.4 HP	49.5 kW
Hydraulics	Load Sensing with Pilot Control	
Main Hydraulic Pump	Axial Piston – Variable Displacement	
Operating Flow (maximum)	52.7 gal/min	199.5 L/min
Operating Pressure (maximum)	3,814 psi	26.3 MPa
Auxiliary Flow (maximum)*	29.1 gal/min	110 L/min
Auxiliary Pressure (maximum)	4,061 psi	28 MPa
Travel Motor	Axial Piston with Park Brake	
Travel Pressure (maximum)	3,814 psi	26.3 MPa
Travel Speeds (maximum)	1.8 / 3.1 mph	2.9 / 5.0 km/hr
Travel Effort (maximum)	18,659 lbf	83.0 kN
Grade Capability (maximum)	35°	
Swing Motor	Axial Piston with Swing Brake	
Swing Pressure (maximum)	3,118 psi	21.5 MPa
Swing Speed (maximum)	13.6 RPM	
Undercarriage (standard)	Steel Track	
Track Shoe Width (standard)	18"	450 mm
Track Rollers (per side)	5	
Carrier Rollers (per side)	1	

DIMENSIONS

DIMENSIONS

Boom Length	12' 10"	5 920 mm
Stick (Arm) Length	5' 7"	1 700 mm
A Transport Length	21' 6"	6 560 mm
B Transport Width	7' 5"	2 260 mm
C Transport Height	8' 11"	2 720 mm
D Upper Structure Width	7' 1"	2 160 mm
E Blade Height	1' 5"	420 mm
F Track Width (standard shoe)	18"	450 mm
G Track Gauge	5' 11"	1 810 mm
H Ground Clearance (minimum)	1' 2"	360 mm
I Tail Swing Radius	6' 2"	1 885 mm
J Track Length on Ground	7' 8"	2 340 mm
K Track Length	9' 9"	2 980 mm

SERVICE REFILL CAPACITIES

Fuel Tank Capacity	42.3 gal	160.0 L
Hydraulic Tank Capacity	31.7 gal	120.0 L
Engine Oil Capacity	2.6 gal	10.0 L
Cooling System Capacity	3.2 gal	12.0 L

*Based on theoretical calculation at max flow with no load. Subject to alterations. In the interest of continual equipment development

SANY America Inc. reserves the right to change these specifications at any time without prior notification. ©2023 SANY America Inc. HEXPS23SY95C001



STANDARD AND OPTIONAL EQUIPMENT

s = standard / o = optional

SY95C	ENGINE
s	Yanmar 4TNV98CT
s	Tier 4F / EU Stage V Ready
s	Auto-idle
s	Dual-element dry air filter
s	Engine air precleaner
s	Coolant Expansion tank
s	Electronic engine control
s	Fan guard
s	Engine coolant to -37 deg. C (-34 deg. F)
s	Full-flow oil filter
s	High flow cooling fan
s	500-hour engine-oil-change interval
s	No scheduled maintenance DPF for 6000 hours
s	Fuel filter and water separator
HYDRAULIC SYSTEM	
s	Spring-applied, hydraulically released automatic swing brake
s	Load sensing hydraulic system
s	Control pattern change valve
s	Primary auxiliary hydraulic circuit with 1 and 2-way combination piping
s	Auxiliary hydraulic-flow adjustments through monitor
s	Adjustable auxiliary pressure relief
s	Quick coupler ready
UNDERCARRIAGE	
s	Planetary drive with axial piston motors
s	Propel motor shields
s	Spring-applied, hydraulically released automatic propel brake
s	Track guides, front idler and 2 per side
s	2-speed travel selection through display and on dozer lever
s	5 lower track rollers each side
s	1 upper carrier roller each side
s	Dozer blade with cylinder guarding
s	Tie downs on track frame and dozer blade
s	450mm (18") wide rubber tracks
s	Undercarriage frame opening guard
UPPERSTRUCTURE	
s	Right-hand, left-hand, and counterweight mirrors
s	Lockable cab, hood, and service doors
s	Debris screen in side panel
s	Remote-mounted engine oil and fuel filters
s	Daily fluid level inspection visible from ground
s	Rear reflectors
ATTACHMENTS	
s	Convenient grease points
s	Dirt seals on all bucket pins
s	Thumb bracket

In the interest of continual equipment development, SANY America Inc. reserves the right to change these specifications at any time without prior notification.
©2023 SANY America Inc. HEXPS23SY95C001



*Warranty applies to 2023 Excavator and Wheel Loader models only.



STANDARD AND OPTIONAL EQUIPMENT

s = standard / o = optional

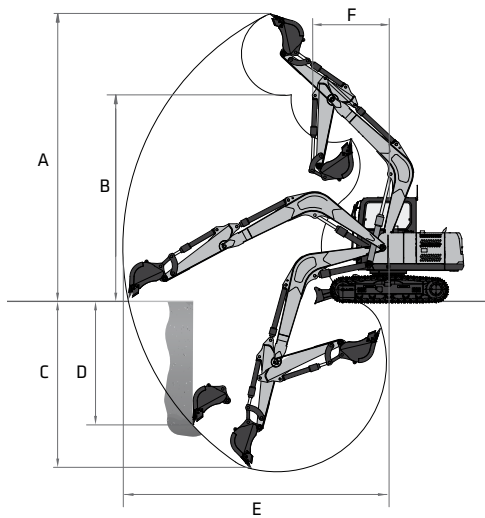
SY95C	ATTACHMENTS
s	Oil-impregnated bushings
s	Reinforced thrust plates
s	Quick coupler plumbing to end of the stick
OPERATOR'S STATION	
s	Hydraulic pilot controls for boom, stick, swing, and travel operations
s	Proportional auxiliary switches on joystick
s	Travel levers with foot pedals
s	AM/FM radio with bluetooth and USB connection port
s	Cell phone tray
s	Weight adjustable suspension cloth seat with fore/aft adjustment and adjustable armrests
s	2" seat mounted lap belt
s	Emergency stop switch
s	Sliding front window
s	Removable lower front window
s	Window breaker
s	ECO mode switch
s	8 tool selection modes
s	Fully adjustable auxiliary flow circuits and pressure from display
s	Multifunction color LCD monitor with: Diagnostic capability / Multiple-language
s	System monitoring features: Auto-idle indicator, 2-speed indicator, work-mode indicator, preheat icon, time and date, battery charge icon, throttle position, engine oil pressure alarm, DPF regeneration inhibit indicator, fuel level gauge, maintenance needed icon, failure code, standard/eco work mode icon, engine coolant temperature, coolant temp alarm, severe failure alarm, work tool mode icon, operating hours
s	High performance heating, ventilation, and air conditioning system
s	Operation and maintenance manual storage
s	Heavy duty removeable rubber floor mat
s	Front windshield wiper with high and low speed
s	Horn, electric
s	Hour meter, electric
s	Hydraulic shutoff lever, all controls
s	Interior light
s	Cup holder
s	Travel alarm with cancel switch
s	Transparent overhead hatch with retractable sun shade
ELECTRICAL	
s	12V electrical system
s	Maintenance free battery
s	Ground level battery disconnect
s	Terminal battery covers
s	80-amp alternator
s	12V power outlet
LIGHTS	
s	Work lights: 2 mounted on top of cab, 1 mounted on boom, magnetic beacon

In the interest of continual equipment development, SANY America Inc. reserves the right to change these specifications at any time without prior notification.
 ©2023 SANY America Inc. HEXPS23SY95C001



PRODUCT SPECIFICATIONS EXCAVATOR ||| SY95C

WORKING RANGE



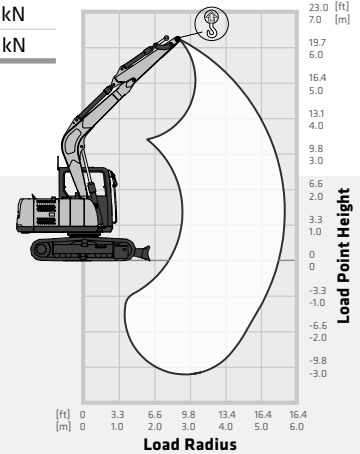
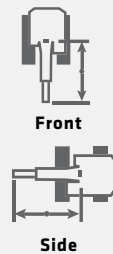
WORKING RANGE		
Boom Length	12' 10"	3 920 mm
Stick Length	5' 7"	1 700 mm
A Maximum Digging Height	23' 10"	7 260 mm
B Maximum Dumping Height	17' 1"	5 210 mm
C Maximum Digging Depth	14' 2"	4 330 mm
D Maximum Vertical Wall Digging Depth	10' 1"	3 080 mm
E Maximum Reach at Ground Level	21' 10"	6 660 mm
F Minimum Swing Radius	6' 6"	1 990 mm

DIGGING PERFORMANCE		
Boom Length	12' 10"	5 920 mm
Stick (Arm) Length	5' 7"	1 700 mm
Bucket Breakout Force (ISO)	14,298 lbf	63.6 kN
Stick (Arm) Digging Force (ISO)	10,521 lbf	46.8 kN

LIFTING PERFORMANCE

Standard 12' 10" (3 920 mm) Boom
 Standard 5' 7" (1 700 mm) Stick
 Standard 18" (450 mm) Track Shoes
 No Bucket

Ratings are based on ISO 10567:2007. Lift capacity does not exceed 75% of tipping load with the machine on firm, level ground or 87% of hydraulic lifting capacity.



BLADE DOWN

BLADE UP

LOAD RADIUS	6.6 ft 2.0 m		9.8 ft 3.0 m		13.1 ft 4.0 m		16.4 ft 5.0 m		MAX REACH	
	LOAD POINT HEIGHT									
15.4 ft 5.0 m					4,850 lb* 2 200 kg*	4,409 lb 2 000 kg			4,960 lb* 2 250 kg*	4,409 lb 2 000 kg
13.1 ft 4.0 m			5,291 lb* 2 400 kg*	5,291 lb* 2 400 kg*	4,850 lb* 2 200 kg*	4,409 lb 2 000 kg			4,850 lb* 2 200 kg*	4,299 lb 1 950 kg
9.8 ft 3.0 m			6,393 lb* 2 900 kg*	6,393 lb* 2 900 kg*	5,401 lb* 2 450 kg*	4,299 lb 1 950 kg	4,960 lb* 2 250 kg*	2,976 lb 1 350 kg	4,850 lb* 2 200 kg*	3,417 lb 1 550 kg
6.6 ft 2.0 m			7,937 lb* 3 600 kg*	6,614 lb 3 000 kg	6,603 lb* 2 750 kg*	4,079 lb 1 850 kg	5,181 lb* 2 350 kg*	2,976 lb 1 350 kg	4,960 lb* 2 250 kg*	3,086 lb 1 400 kg
3.3 ft 1.0 m			9,039 lb* 4 100 kg*	6,173 lb 2 800 kg	6,724 lb* 3 050 kg*	3,858 lb 1 750 kg	5,512 lb* 2 500 kg*	2,866 lb 1 300 kg	5,070 lb* 2 300 kg*	2,866 lb 1 300 kg
0 m 0 ft			9,480 lb* 4 300 kg*	6,063 lb 2 750 kg	7,055 lb* 3 200 kg*	3,748 lb 1 700 kg	5,622 lb* 2 550 kg*	2,756 lb 1 250 kg	5,291 lb* 2 400 kg*	2,976 lb 1 350 kg
-3.3 ft -1.0 m	12,787 lb* 5 800 kg*	12,015 lb 5 450 kg	9,149 lb* 4 150 kg*	5,952 lb 2 700 kg	7,055 lb* 3 200 kg*	3,638 lb 1 650 kg			5,401 lb* 2 450 kg*	3,417 lb 1 550 kg
-6.6 ft -2.0 m	11,244 lb* 5 100 kg*	11,244 lb* 5 100 kg*	8,157 lb* 3 700 kg*	6,063 lb 2 750 kg	6,173 lb* 2 800 kg*	3,748 lb 1 700 kg			5,511 lb* 2 500 kg*	4,519 lb 2 050 kg
-9.8 ft -3.0 m	8,378 lb* 3 800 kg*	8,378 lb* 3 800 kg*	5,842 lb* 2 650 kg*	5,842 lb* 2 650 kg*					5,952 lb* 2 700 kg*	5,732 lb 2 600 kg
15.4 ft 5.0 m					4,850 lb* 2 200 kg*	4,409 lb 2 000 kg			4,519 lb 2 050 kg	4,409 lb 2 000 kg
13.1 ft 4.0 m			5,291 lb* 2 400 kg*	5,291 lb* 2 400 kg*	4,850 lb* 2 200 kg*	4,409 lb 2 000 kg			4,409 lb 2 000 kg	4,299 lb 1 950 kg
9.8 ft 3.0 m			6,614 lb* 3 000 kg*	6,614 lb* 3 000 kg*	5,401 lb* 2 450 kg*	4,189 lb 1 900 kg	4,960 lb* 2 250 kg*	2,976 lb 1 350 kg	3,257 lb 1 600 kg	3,417 lb 1 550 kg
6.6 ft 2.0 m			7,937 lb* 3 600 kg*	6,173 lb 2 800 kg	6,603 lb* 2 750 kg*	3,968 lb 1 800 kg	5,181 lb* 2 350 kg*	2,866 lb 1 300 kg	3,086 lb 1 400 kg	3,086 lb 1 400 kg
3.3 ft 1.0 m			9,039 lb* 4 100 kg*	5,732 lb 2 600 kg	6,724 lb* 3 050 kg*	3,858 lb 1 750 kg	5,512 lb* 2 500 kg*	2,756 lb 1 250 kg	2,976 lb 1 350 kg	2,866 lb 1 300 kg
0 ft 0 b			9,480 lb* 4 300 kg*	5,512 lb 2 500 kg	7,055 lb* 3 200 kg*	3,858 lb 1 650 kg	5,622 lb* 2 550 kg*	2,646 lb 1 200 kg	3,086 lb 1 400 kg	2,976 lb 1 350 kg
-3.3 ft -1.0 m	12,787 lb* 5 800 kg*	11,464 lb 5 200 kg	9,149 lb* 4 150 kg*	5,512 lb 2 500 kg	6,945 lb* 3 150 kg*	3,638 lb 1 650 kg			3,257 lb 1 600 kg	3,417 lb 1 550 kg
-6.6 ft -2.0 m	11,244 lb* 5 100 kg*	11,244 lb* 5 100 kg*	8,157 lb* 3 700 kg*	5,512 lb 2 500 kg	6,063 lb* 2 750 kg*	3,638 lb 1 650 kg			4,269 lb 2 100 kg	4,519 lb 2 050 kg
-9.8 ft -3.0 m	8,378 lb* 3 800 kg*	8,378 lb* 3 800 kg*	5,842 lb* 2 650 kg*	5,842 lb* 2 650 kg*					5,952 lb* 2 700 kg*	5,732 lb 2 600 kg

* Indicates load limited by hydraulic lifting capacity.

In the interest of continual equipment development, SANY America Inc. reserves the right to change these specifications at any time without prior notification.
 ©2023 SANY America Inc. HEXPS23SY95C001

SANY America Inc. 318 SANY Way
 Peachtree City, Georgia 30269
 470.552.SANY sanyamerica.com

